

INSTRUCTIONS FOR CONFERENCE PARTICIPANTS

NODYCON 2021 (virtual) will be held via ZOOM video conferencing service in Webinar mode. Detailed instructions are provided below.

SPEAKERS/PANELISTS

An internet connection with upload and download speed of at least 10 Mb/s is recommended. Speakers/Panelists must download ZOOM on their own devices and, although it is not mandatory, it is better to employ a free personal Zoom account.

Join the session


Speakers/Panelists will receive an e-mail containing a personal link to join the session. Just clicking on the text "Click here to Join" (see the red arrow below) the Speaker/Panelist will access the session at the scheduled time.

Hi First Name Last Name,

You are invited to a Zoom webinar.

Date Time: Feb 10, 2021 10:00 AM Rome
Topic: NODYCON 2021 Technical Session

Join from a PC, Mac, iPad, iPhone or Android device:

 [Click Here to Join](#)
Note: This link should not be shared with others; it is unique to you.
Passcode: NODYCON21
[Add to Calendar](#) [Add to Google Calendar](#) [Add to Yahoo Calendar](#)


Another way to join the session is to input the Webinar ID number, "Your Name, Last Name", and the passcode (see the red arrows below).

Hi First Name Last Name,


You are invited to a Zoom webinar.

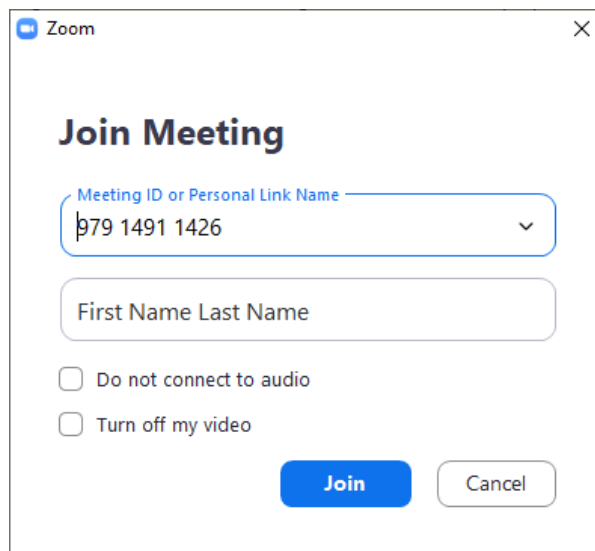
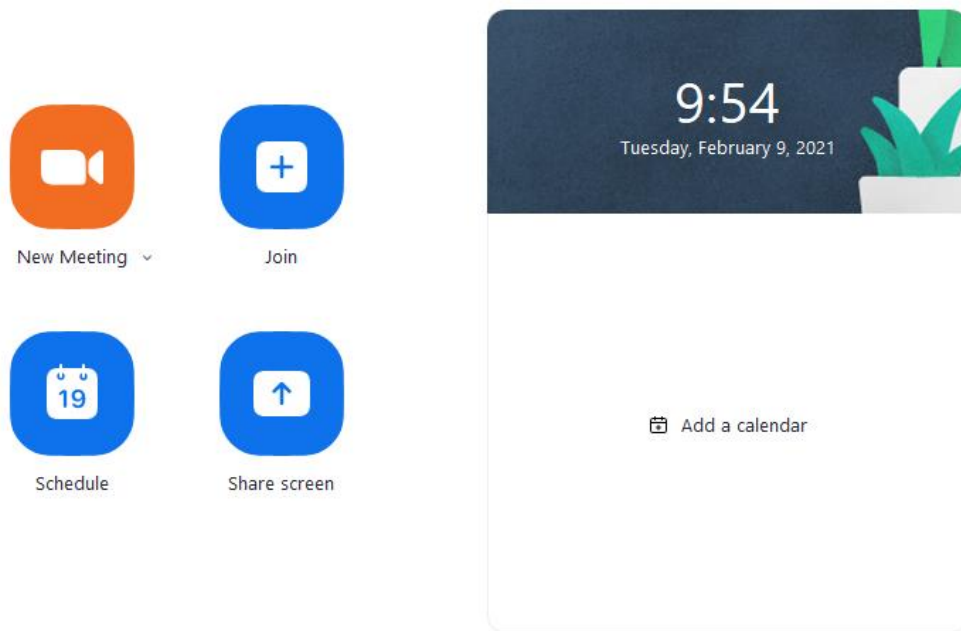
Date Time: Feb 10, 2021 10:00 AM Rome
Topic: NODYCON 2021 Technical Session

Join from a PC, Mac, iPad, iPhone or Android device:

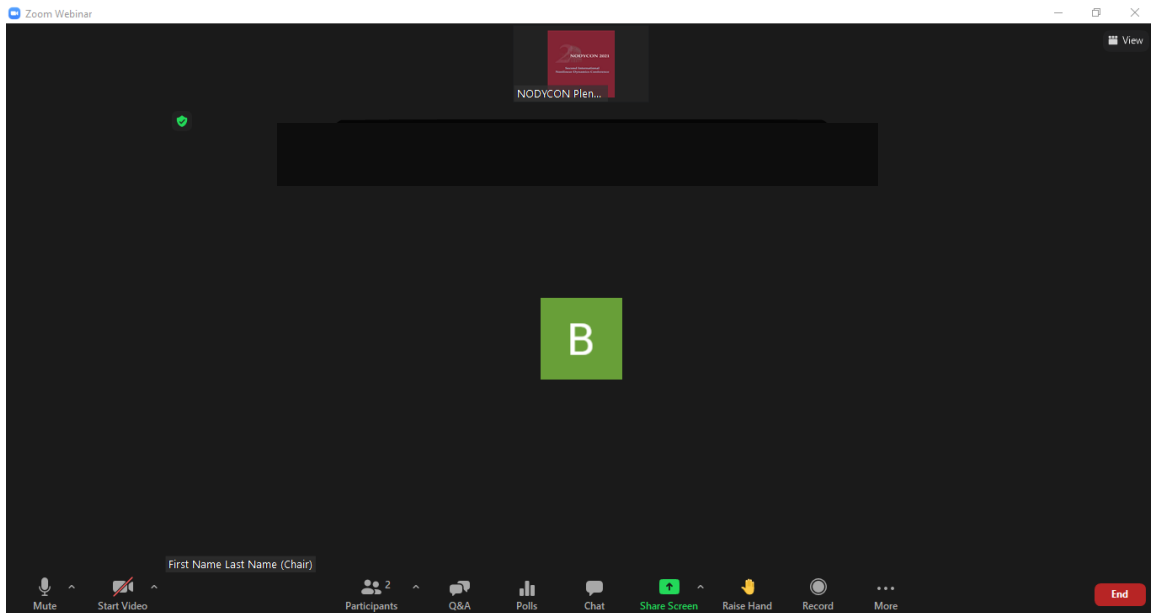
[Click Here to Join](#)
Note: This link should not be shared with others; it is unique to you.
 Passcode: NODYCON21
[Add to Calendar](#) [Add to Google Calendar](#) [Add to Yahoo Calendar](#)

Or iPhone one-tap:
US: +16465588656,,97914911426# or +16699009128,,97914911426#

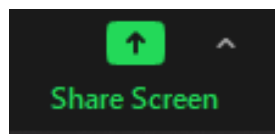
Or Telephone:
Dial(for higher quality, dial a number based on your current location):
US: +1 646 558 8656 or +1 669 900 9128 or +1 253 215 8782 or +1 301 715 8592 or +1 312 626 6799 or +1 346 248 7799
 Webinar ID: 979 1491 1426
Participant ID: 360622



It is warmly recommended to employ a Laptop or Desktop equipped with external headphones or earphones and microphone. The camera must be centered on your own face up to the shoulders. If you use a laptop built-in camera, please place the device at a suitable height. The following screenshot shows the Zoom window and toolbar for a Speaker/Panelist.



By default, only the Speakers/Panelists have the privilege to use camera and audio. In case of live presentations, the Speaker/Panelist will be invited by the Chair of the session to share his/her screen to show the presentation. This action is performed by clicking on “Share Screen” button in the ZOOM toolbar (see the screenshot below) and by choosing the content to share which can be the whole screen or the presentation file only. The presentation file (Power Point, Beamer, Keynote, etc.) must be opened by the Speaker/Panelist before sharing and should be set to presentation mode.



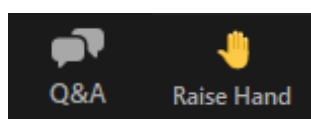
At the end of the presentation the Speaker/Panelist must click on “Stop Share” to stop the sharing (see screenshot below).



In case of pre-recorded presentation, the Host of the session will run the video uploaded by the Speaker/Panelist via the webtool at <https://nodycon.org/2021/>.

Q&A session

The Q&A session will follow where the Attendees can ask questions to the Speakers/Panelists by using the Q&A chat or using the “Raise Hand” option (see the screenshots below) in the Zoom toolbar.



In the first case, the question will be written by the Attendee in the Q&A text box and the Chair of the session will allow the Speaker/Panelist to provide a live answer (see “Answer live” below) or to type the answer in the Q&A text box (see “Type answer” in the example below).

What is the sensitivity of the response to the parameter k?

Answer live

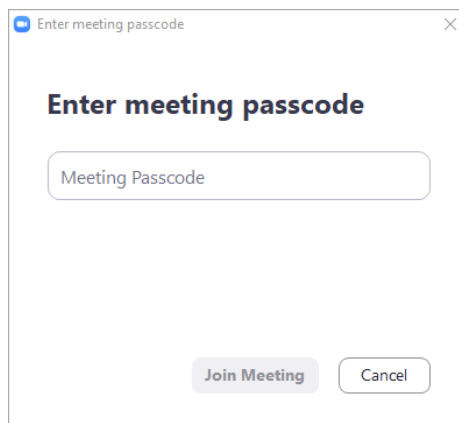
Type answer

In the second instance (Raise Hand), the Host of the session (following the Chair authorization) will temporarily open the microphone of the Attendee or promote him/her to Speaker/Panelist role (microphone and camera on).

ATTENDEES

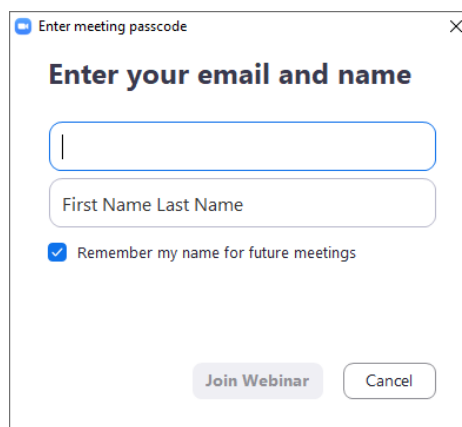
An internet connection with upload and download speed at least of 3 Mb/s is required to attend the Conference. The links to join the selected sessions and passcode will be published in the NODYCON 2021 website (<https://nodycon.org/2021>) under LIVE PROGRAM and also included in the Final Program pdf file. Attendees must download ZOOM on their own devices.

After clicking on the link, Attendees will be directed to a webpage where the meeting passcode will be required (see the screenshot below).



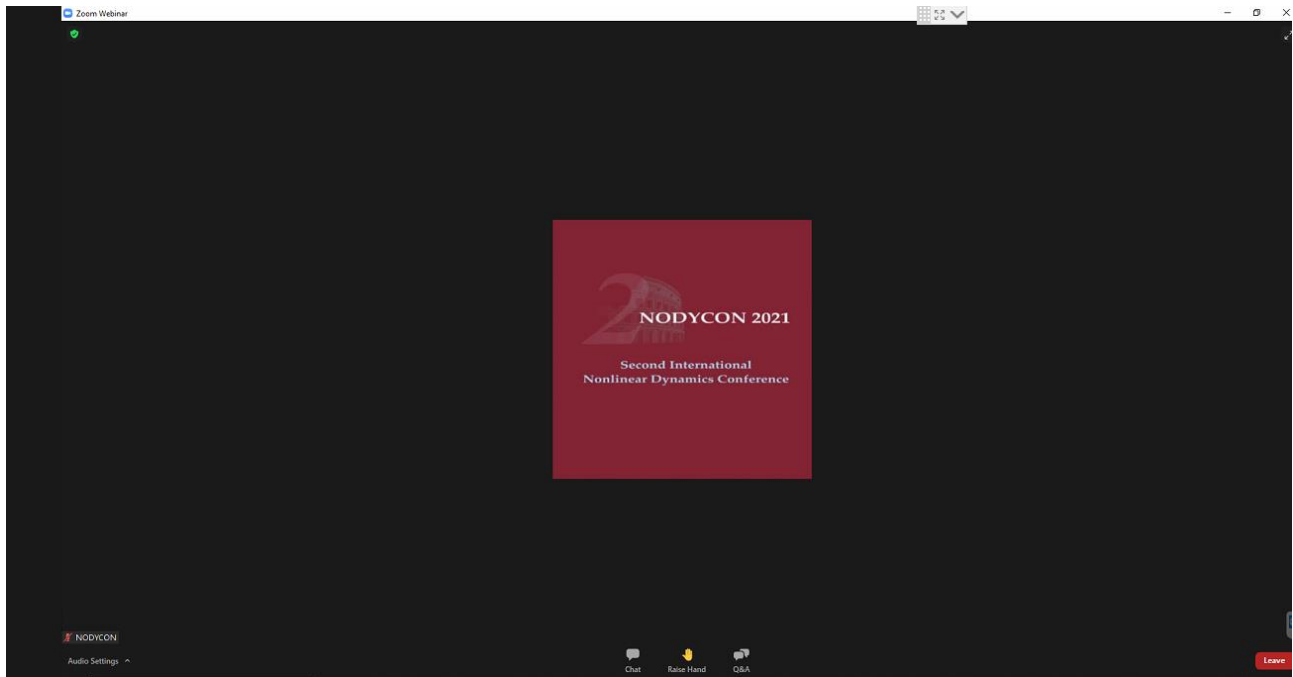
A screenshot of a Zoom dialog box titled "Enter meeting passcode". The dialog has a close button (X) in the top right corner. The main heading is "Enter meeting passcode". Below the heading is a text input field with the placeholder text "Meeting Passcode". At the bottom of the dialog are two buttons: "Join Meeting" and "Cancel".

Thus, if the Attendee is not logged with his/her personal Zoom account (which is not strictly required), email address, First Name and Last name will be asked.



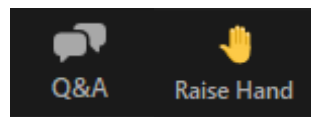
A screenshot of a Zoom dialog box titled "Enter meeting passcode". The dialog has a close button (X) in the top right corner. The main heading is "Enter your email and name". Below the heading is a text input field with a vertical cursor. Below that is another text input field with the placeholder text "First Name Last Name". Below the second input field is a checked checkbox with the label "Remember my name for future meetings". At the bottom of the dialog are two buttons: "Join Webinar" and "Cancel".

The following screenshot shows the Zoom window for Attendees.



By default, only the Speakers/Panelists have the privilege to use camera and audio and share the screen.

Questions to the Speaker/Panelist can be asked when the Chair of the session allows them by using the "Q&A" chat or using the "Raise Hand" option (see the picture below) in the ZOOM toolbar.



In the first case, the Attendee writes the question in the Q&A text box and the Chair of the session allows the Speaker/Panelist to provide a live answer or to type the answer in the Q&A text box. In the second case (Raise Hand), the Host of the session (upon the Chair request) will temporarily unmute the Attendee to let him/her ask a live question. The Attendee can choose this option only if he/she is joining the session with a device equipped with microphone.